

# Continuous Random Variables: Basics



Berlin Chen  
Department of Computer Science & Information Engineering  
National Taiwan Normal University

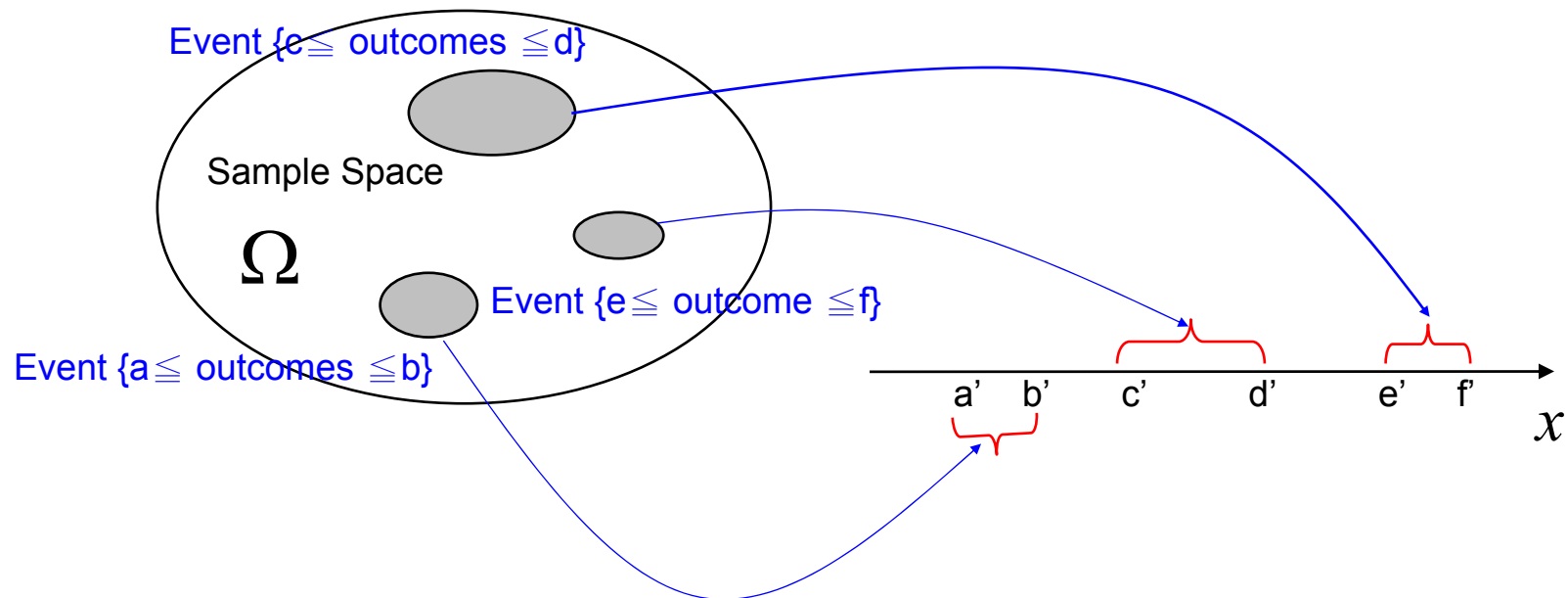


## Reference:

- D. P. Bertsekas, J. N. Tsitsiklis, *Introduction to Probability*, Sections 3.1-3.3

# Continuous Random Variables

- Random variables with a continuous range of possible values are quite common
  - The velocity of a vehicle
  - The temperature of a day
  - The blood pressure of a person
  - etc.



## Probability Density Functions (1/2)

- A random variable  $X$  is called **continuous** if its probability law can be described in terms of a **nonnegative** function  $f_X$  ( $f_X \geq 0$ ), called the **probability density function (PDF)** of  $X$ , which satisfies

$$\mathbf{P}(X \in B) = \int_B f_X dx$$

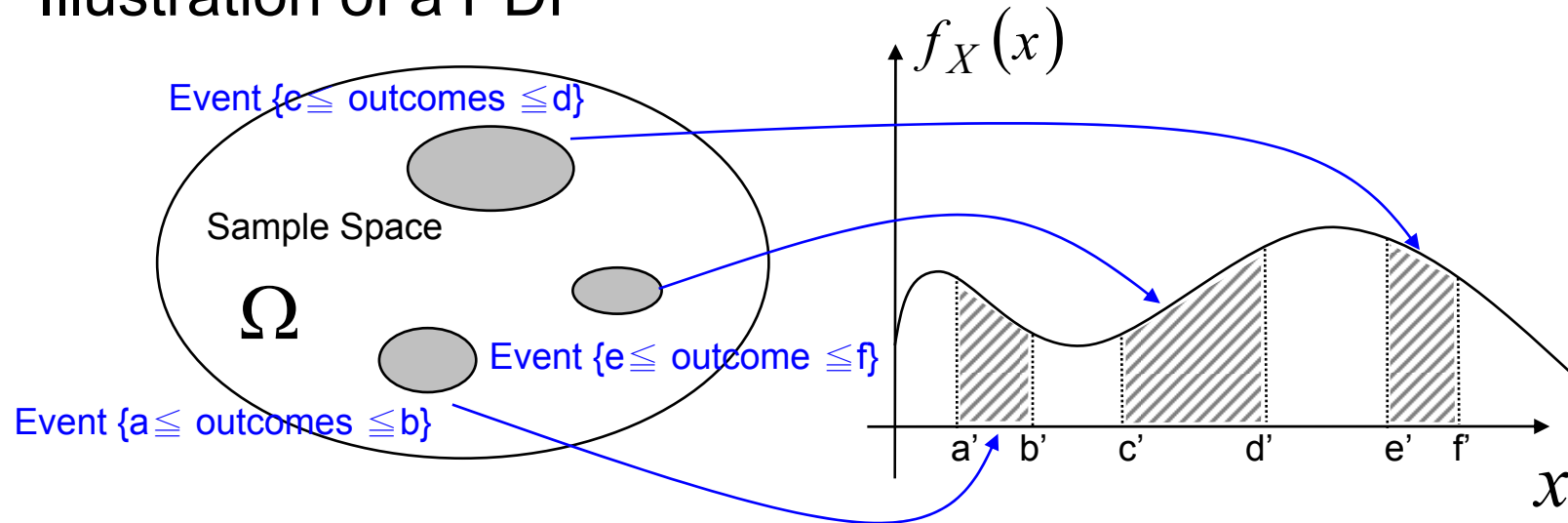
for every subset  $B$  of the real line.

- The probability that the value of  $X$  falls within an interval is

$$\mathbf{P}(a \leq X \leq b) = \int_a^b f_X dx$$

# Probability Density Functions (2/2)

- Illustration of a PDF



- Notice that

- For any single value  $a$ , we have  $\mathbf{P}(X = a) = \int_a^a f_X(x) dx = 0$
- Including or excluding the endpoints of an interval has no effect on its probability

$$\mathbf{P}(a \leq X \leq b) = \mathbf{P}(a < X \leq b) = \mathbf{P}(a \leq X < b) = \mathbf{P}(a < X < b)$$

- Normalization probability

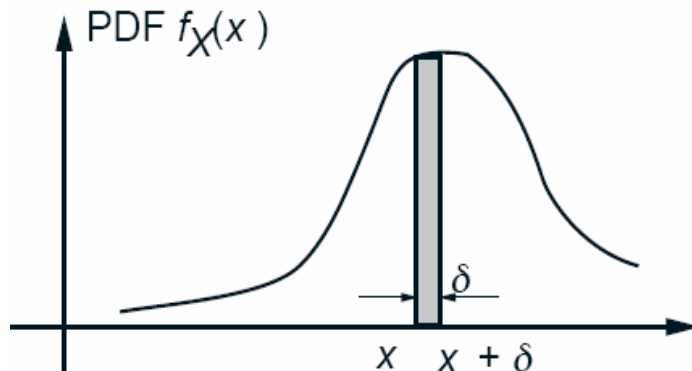
$$\int_{-\infty}^{\infty} f_X dx = \mathbf{P}(-\infty < X < \infty) = 1$$

# Interpretation of the PDF

- For an interval  $[x, x + \delta]$  with very small length  $\delta$ , we have

$$P([x, x + \delta]) = \int_x^{x+\delta} f_X(t) dt \approx f_X(x) \cdot \delta$$

- Therefore,  $f_X(x)$  can be viewed as the “probability mass per unit length” near  $x$



**Figure 3.2:** Interpretation of the PDF  $f_X(x)$  as “probability mass per unit length” around  $x$ . If  $\delta$  is very small, the probability that  $X$  takes value in the interval  $[x, x + \delta]$  is the shaded area in the figure, which is approximately equal to  $f_X(x) \cdot \delta$ .

- $f_X(x)$  is not the probability of any particular event, it is also not restricted to be less than or equal to one

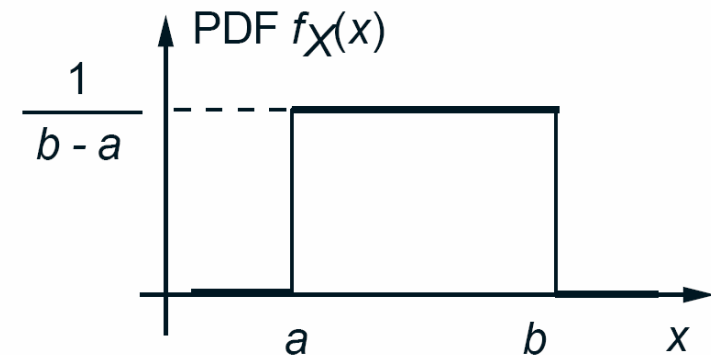
# Continuous Uniform Random Variable

- A random variable  $X$  that takes values in an interval  $[a, b]$ , and all subintervals of the same length are equally likely ( $X$  is **uniform** or **uniformly distributed**)

$$f_X(x) = \begin{cases} \frac{1}{b-a}, & \text{if } a \leq x \leq b \\ 0, & \text{otherwise} \end{cases}$$

- Normalization property

$$\int_{-\infty}^{\infty} f_X(x) dx = \int_a^b \frac{1}{b-a} dx = 1$$



# Random Variable with **Piecewise Constant** PDF

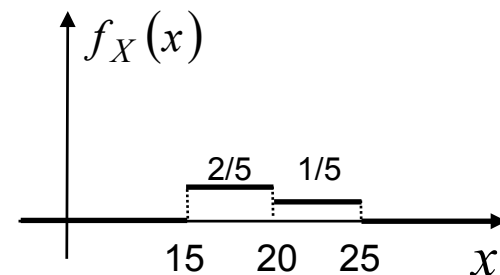
- **Example 3.2.** Alvin's driving time to work is between 15 and 20 minutes if the day is sunny, and between 20 and 25 minutes if the day is rainy, with all times being equally likely in each case. Assume that a day is sunny with probability  $2/3$  and rainy with probability  $1/3$ . What is the PDF of the driving time, viewed as a random variable  $X$  ?

$$f_X(x) = \begin{cases} c_1, & \text{if } 15 \leq x \leq 20, \\ c_2, & \text{if } 20 \leq x \leq 25, \\ 0, & \text{otherwise.} \end{cases}$$

$$\mathbf{P}(\text{sunny day}) = \frac{2}{3} = \int_{15}^{20} f_X(x) dx = \int_{15}^{20} c_1 dx = 5c_1$$

$$\mathbf{P}(\text{rainy day}) = \frac{1}{3} = \int_{20}^{25} f_X(x) dx = \int_{20}^{25} c_2 dx = 5c_2$$

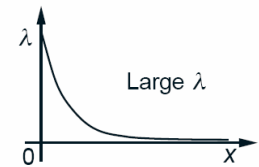
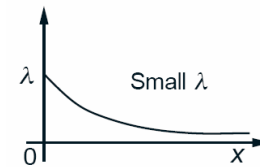
$$\therefore c_1 = \frac{2}{15}, \quad c_2 = \frac{1}{15}$$



# Exponential Random Variable

- An **exponential** random variable  $X$  has a PDF of the form

$$f_X(x) = \begin{cases} \lambda e^{-\lambda x}, & \text{if } x \geq 0, \\ 0, & \text{otherwise,} \end{cases}$$



- $\lambda$  is a **positive** parameter characterizing the PDF
  - Normalization Property
- $$\int_{-\infty}^{\infty} f_X(x) dx = \int_0^{\infty} \lambda e^{-\lambda x} dx = -e^{-\lambda x} \Big|_0^{\infty} = 1$$
- The probability that  $X$  exceeds a certain value decreases exponentially

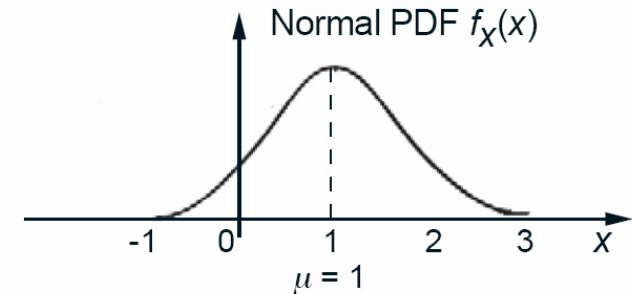
$$\mathbf{P}(X \geq a) = \int_a^{\infty} \lambda e^{-\lambda x} dx = e^{-\lambda a}$$



# Normal (or Gaussian) Random Variable

- A continuous random variable  $X$  is said to be **normal** or **Gaussian** if it has a PDF of the form

$$f_X(x) = \frac{1}{\sqrt{2\pi}\sigma} e^{-\frac{(x-\mu)^2}{2\sigma^2}}, \quad -\infty \leq x \leq \infty$$



- Where the parameters  $\mu$  and  $\sigma^2$  are respectively its **mean** and **variance** (to be shown latter on !)

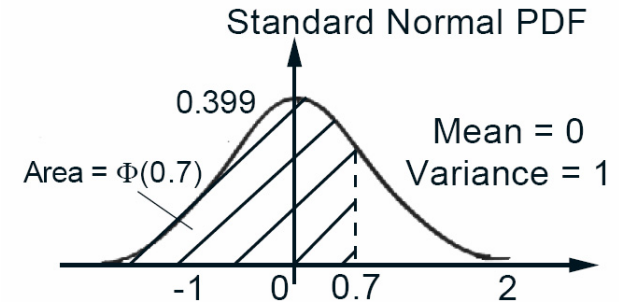
- Normalization Property

$$\int_{-\infty}^{\infty} \frac{1}{\sqrt{2\pi}\sigma} e^{-\frac{(x-\mu)^2}{2\sigma^2}} dx = 1 \quad (?? \text{ See the end of chapter problems})$$

# Standard Normal Random Variable

- A normal random variable  $Y$  with zero mean  $\mu = 0$  and unit variance  $\sigma^2 = 1$  is said to be a **standard normal**

$$f_Y(y) = \frac{1}{\sqrt{2\pi}} e^{-\frac{y^2}{2}}, \quad -\infty \leq y \leq \infty$$



- Normalization Property

$$\int_{-\infty}^{\infty} \frac{1}{\sqrt{2\pi}} e^{-\frac{y^2}{2}} dy = 1$$

- The standard normal is symmetric around  $y = 0$

# The PDF of a Random Variable Can be Arbitrarily Large

- **Example 3.3. A PDF can be arbitrarily large.** Consider a random variable  $X$  with PDF

$$f_X(x) = \begin{cases} \frac{1}{2\sqrt{x}}, & \text{if } 0 < x \leq 1, \\ 0, & \text{otherwise,} \end{cases}$$

- The PDF value becomes infinite large as  $x$  approaches zero

- Normalization Property

$$\int_0^1 f_X(x) dx = \int_0^1 \frac{1}{2\sqrt{x}} dx = \sqrt{x} \Big|_0^1 = 1$$

# Expectation of a Continuous Random Variable (1/2)

- Let  $X$  be a continuous random variable with PDF  $f_X$

- The expectation of  $X$  is defined as

$$\mathbf{E}[X] = \int_{-\infty}^{\infty} x \cdot f_X(x) dx$$

- The expectation of a function  $g(X)$  has the form

$$\mathbf{E}[g(X)] = \int_{-\infty}^{\infty} g(x) \cdot f_X(x) dx$$

(?? See the end of chapter problems)

- The variance of  $X$  is defined by

$$\text{var}(X) = \mathbf{E}[(X - \mathbf{E}[X])^2] = \int_{-\infty}^{\infty} (x - \mathbf{E}[X])^2 \cdot f_X(x) dx$$

- We have

$$\text{var}(X) = \mathbf{E}[X^2] - (\mathbf{E}[X])^2 \geq 0$$

## Expectation of a Continuous Random Variable (2/2)

- If  $Y = aX + b$ , where  $a$  and  $b$  are given scalars, then

$$\mathbf{E}[Y] = a\mathbf{E}[X] + b,$$

$$\text{var}(Y) = a^2 \text{var}(X)$$

## Illustrative Examples (1/3)

- Mean and Variance of the **Uniform** Random Variable  $X$

$$f_X(x) = \begin{cases} \frac{1}{b-a}, & \text{if } a \leq x \leq b \\ 0, & \text{otherwise} \end{cases}$$

$$\begin{aligned} \mathbf{E}[X] &= \int_a^b x f_X(x) dx = \int_a^b x \frac{1}{b-a} dx \\ &= \frac{1}{b-a} \cdot \frac{1}{2} x^2 \Big|_a^b \\ &= \frac{b+a}{2} \end{aligned}$$

$$\begin{aligned} \mathbf{E}[X^2] &= \int_a^b x^2 f_X(x) dx \\ &= \frac{1}{b-a} \cdot \frac{1}{3} x^3 \Big|_a^b \\ &= \frac{b^2 + ab + a^2}{3} \end{aligned}$$

$$\begin{aligned} \therefore \text{var}(X) &= \mathbf{E}[X^2] - (\mathbf{E}[X])^2 = \frac{b^2 + ab + a^2}{3} - \left(\frac{b+a}{2}\right)^2 \\ &= \frac{(b-a)^2}{12} \end{aligned}$$

## Illustrative Examples (2/3)

- Mean and Variance of the **Exponential** Random Variable  $X$

$$f_X(x) = \begin{cases} \lambda e^{-\lambda x}, & \text{if } x \geq 0, \\ 0, & \text{otherwise,} \end{cases}$$

$$\mathbf{E}[X] = \int_0^{\infty} x f_X(x) dx = \int_0^{\infty} x \lambda e^{-\lambda x} dx$$

$$= -x e^{-\lambda x} \Big|_0^{\infty} + \int_0^{\infty} e^{-\lambda x} dx \quad \left( \because \frac{d(-x e^{-\lambda x})}{dx} = \lambda x e^{-\lambda x} - e^{-\lambda x} \right)$$

$$= 0 - \frac{1}{\lambda} e^{-\lambda x} \Big|_0^{\infty} = \frac{1}{\lambda}$$

$$\mathbf{E}[X^2] = \int_0^{\infty} x^2 \lambda e^{-\lambda x} dx$$

$$= \left( -x^2 e^{-\lambda x} \Big|_0^{\infty} \right) + \left( \int_0^{\infty} 2x e^{-\lambda x} dx \right) \quad \left( \because \frac{d(-x^2 e^{-\lambda x})}{dy} = x^2 \lambda e^{-\lambda x} - 2x e^{-\lambda x} \right)$$

$$= 0 + \frac{1}{\lambda} \left( \int_0^{\infty} 2x \lambda e^{-\lambda x} dx \right)$$

$$= \frac{2}{\lambda} \mathbf{E}[X] = \frac{2}{\lambda^2}$$

$$\therefore \text{var}(X) = \mathbf{E}[X^2] - (\mathbf{E}[X])^2 = \frac{1}{\lambda^2}$$

## Illustrative Examples (3/3)

- Mean and Variance of the **Normal** Random Variable  $X$

$$f_X(x) = \frac{1}{\sqrt{2\pi}\sigma} e^{-\frac{(x-\mu)^2}{2\sigma^2}}, \quad -\infty \leq x \leq \infty$$

$$\text{Let } Y = \frac{X - \mu}{\sigma} \Rightarrow f_Y(y) = \frac{1}{\sqrt{2\pi}} e^{-\frac{y^2}{2}}, \quad -\infty \leq y \leq \infty$$

$$\mathbf{E}[Y] = \int_{-\infty}^{\infty} y \frac{1}{\sqrt{2\pi}} e^{-\frac{y^2}{2}} dy = -\frac{1}{\sqrt{2\pi}} e^{-\frac{y^2}{2}} \Big|_{-\infty}^{\infty} = 0$$

$$\Rightarrow \mathbf{E}[X] = \sigma \mathbf{E}[Y] + \mu = 0 + \mu = \mu$$

$$\text{var}(Y) = \int_{-\infty}^{\infty} (y - \mathbf{E}[Y])^2 \frac{1}{\sqrt{2\pi}} e^{-\frac{y^2}{2}} dy$$

$$= \frac{1}{\sqrt{2\pi}} \int_{-\infty}^{\infty} y^2 e^{-\frac{y^2}{2}} dy = \left[ \frac{1}{\sqrt{2\pi}} \cdot -ye^{-\frac{y^2}{2}} \Big|_{-\infty}^{\infty} \right] + \left[ \frac{1}{\sqrt{2\pi}} \int_{-\infty}^{\infty} e^{-\frac{y^2}{2}} dy \right]$$

$$= 0 + 1$$

$$= 1$$

$$\therefore \text{var}(X) = \sigma^2 \text{var}(Y) = \sigma^2$$

$$\left( \begin{array}{l} d \left( -ye^{-\frac{y^2}{2}} \right) \\ \therefore \frac{d \left( -ye^{-\frac{y^2}{2}} \right)}{dy} = y^2 e^{-\frac{y^2}{2}} - e^{-\frac{y^2}{2}} \end{array} \right)$$



# Cumulative Distribution Functions

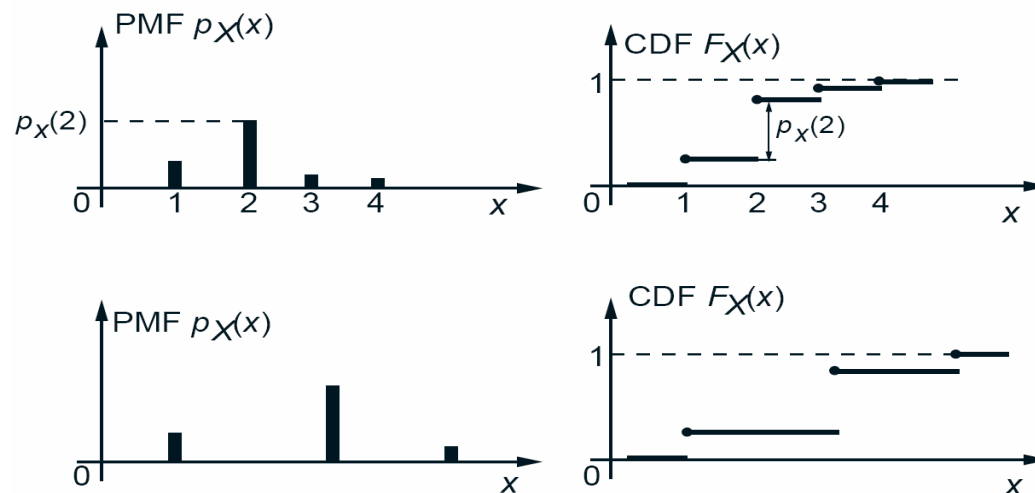
- The cumulative distribution function (CDF) of a random variable  $X$  is denoted by  $F_X(x)$  and provides the probability  $\mathbf{P}(X \leq x)$

$$F_X(x) = \mathbf{P}(X \leq x) = \begin{cases} \sum_{k \leq x} p_X(k), & \text{if } X \text{ is discrete} \\ \int_{-\infty}^x f_X(t) dt, & \text{if } X \text{ is continuous} \end{cases}$$

- The CDF  $F_X(x)$  accumulates probability up to  $x$
- The CDF  $F_X(x)$  provides a unified way to describe all kinds of random variables mathematically

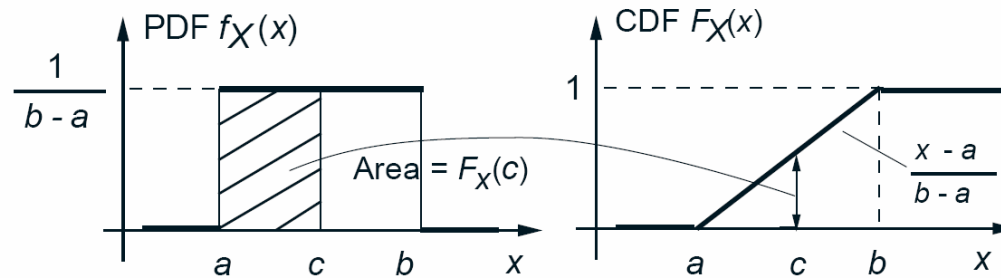
## Properties of a CDF (1/3)

- The CDF  $F_X(x)$  is monotonically non-decreasing  
 if  $x_i \leq x_j$ , then  $F_X(x_i) \leq F_X(x_j)$
- The CDF  $F_X(x)$  tends to 0 as  $x \rightarrow -\infty$ , and to 1 as  $x \rightarrow \infty$
- If  $X$  is discrete, then  $F_X(x)$  is a piecewise constant function of  $x$



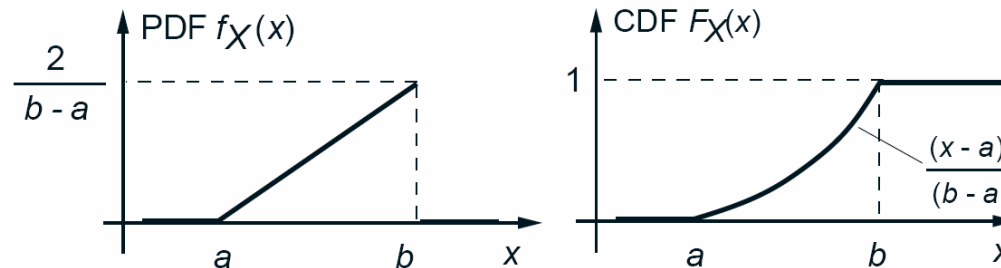
## Properties of a CDF (2/3)

- If  $X$  is continuous, then  $F_X(x)$  is a continuous function of  $x$



$$f_X(x) = \frac{1}{b-a}, \text{ for } a \leq x \leq b$$

$$F_x(X \leq x) = \int_a^x f_X(t) dt = \int_a^x \frac{1}{b-a} dt = \frac{x-a}{b-a}$$



$$f_X(x) = c(x-a), \text{ for } a \leq x \leq b$$

$$\Rightarrow \int_a^b c(x-a) dx = \frac{c}{2} (x-a)^2 \Big|_a^b = 1$$

$$\Rightarrow c = \frac{2}{(b-a)^2}$$

$$\Rightarrow f_X(b) = \frac{2(b-a)}{(b-a)^2} = \frac{2}{b-a}$$

$$F_x(X \leq x) = \int_a^x f_X(t) dt = \int_a^x \frac{2(t-a)}{(b-a)^2} dt$$

$$= \frac{(x-a)^2}{(b-a)^2}$$

## Properties of a CDF (3/3)

- If  $X$  is discrete and takes integer values, the PMF and the CDF can be obtained from each other by summing or differencing

$$F_X(k) = \mathbf{P}(X \leq k) = \sum_{i=-\infty}^k p_X(i),$$

$$p_X(k) = \mathbf{P}(X \leq k) - \mathbf{P}(X \leq k - 1) = F_X(k) - F_X(k - 1)$$

- If  $X$  is continuous, the PDF and the CDF can be obtained from each other by integration or differentiation

$$F_X(x) = \mathbf{P}(X \leq x) = \int_{-\infty}^x f_X(t) dt,$$

$$p_X(x) = \frac{dF_X(x)}{dx}$$

- The second equality is valid for those  $x$  for which the CDF has a derivative (e.g., the piecewise constant random variable)

## An Illustrative Example (1/2)

- **Example 3.6. The Maximum of Several Random Variables.** You are allowed to take a certain test three times, and your final score will be the maximum of the test scores. Thus,

$$X = \max \{X_1, X_2, X_3\}$$

where  $X_1, X_2, X_3$  are the three test scores and  $X$  is the final score

- Assume that your score in each test takes one of the values from 1 to 10 with equal probability  $1/10$ , independently of the scores in other tests.
- What is the PMF  $p_X$  of the final score?

Trick: compute first the CDF and then the PMF!

## An Illustrative Example (2/2)

$$\begin{aligned}\therefore F_X(k) &= \mathbf{P}(X \leq k) \\ &= \mathbf{P}(X_1 \leq k, X_2 \leq k, X_3 \leq k) \\ &= \mathbf{P}(X_1 \leq k)\mathbf{P}(X_2 \leq k)\mathbf{P}(X_3 \leq k) \\ &= \left(\frac{k}{10}\right)^3\end{aligned}$$

$$\therefore p_X(k) = \mathbf{P}(X \leq k) - \mathbf{P}(X \leq k-1) = \left(\frac{k}{10}\right)^3 - \left(\frac{k-1}{10}\right)^3$$

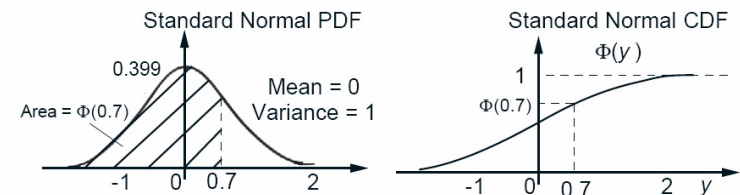
# CDF of the **Standard Normal**

- The CDF of the standard normal  $Y$ , denoted as  $\Phi(y)$ , is recorded in a table and is a very useful tool for calculating various probabilities, including normal variables

$$\Phi(y) = \mathbf{P}(Y \leq y) = \int_{-\infty}^y \frac{1}{\sqrt{2\pi}} e^{-t^2/2} dt$$

- The table only provides the value of  $\Phi(y)$  for  $y \geq 0$
- Because the symmetry of the PDF, the CDF at negative values of  $Y$  can be computed from corresponding positive ones

$$\begin{aligned}\Phi(-0.5) &= \mathbf{P}(Y \leq -0.5) = 1 - \mathbf{P}(Y \leq 0.5) \\ &= 1 - \Phi(0.5) = 1 - 0.6915 \\ &= 0.3085\end{aligned}$$



# Table of the CDF of Standard Normal

z	0.00	0.01	0.02	0.03	0.04	0.05	0.06	0.07	0.08	0.09
0.0	0.5000	0.5040	0.5080	0.5120	0.5159	0.5199	0.5239	0.5279	0.5319	0.5359
0.1	0.5398	0.5438	0.5478	0.5517	0.5557	0.5596	0.5636	0.5675	0.5714	0.5753
0.2	0.5793	0.5832	0.5871	0.5910	0.5948	0.5987	0.6026	0.6064	0.6103	0.6141
0.3	0.6179	0.6217	0.6255	0.6293	0.6331	0.6368	0.6406	0.6443	0.6480	0.6517
0.4	0.6554	0.6591	0.6628	0.6664	0.6700	0.6736	0.6772	0.6808	0.6844	0.6879
0.5	0.6915	0.6950	0.6985	0.7019	0.7054	0.7088	0.7123	0.7157	0.7190	0.7224
0.6	0.7257	0.7291	0.7324	0.7357	0.7389	0.7422	0.7454	0.7486	0.7517	0.7549
0.7	0.7580	0.7611	0.7642	0.7673	0.7704	0.7734	0.7764	0.7794	0.7823	0.7854
0.8	0.7881	0.7910	0.7939	0.7967	0.7995	0.8023	0.8051	0.8078	0.8106	0.8133
0.9	0.8159	0.8186	0.8212	0.8238	0.8264	0.8289	0.8315	0.8340	0.8365	0.8389
1.0	0.8413	0.8438	0.8461	0.8485	0.8508	0.8531	0.8554	0.8577	0.8599	0.8621
1.1	0.8643	0.8665	0.8686	0.8708	0.8729	0.8749	0.8770	0.8790	0.8804	0.8830
1.2	0.8849	0.8869	0.8888	0.8907	0.8925	0.8944	0.8962	0.8980	0.8997	0.9015
1.3	0.9032	0.9049	0.9066	0.9082	0.9099	0.9115	0.9131	0.9147	0.9162	0.9177
1.4	0.9192	0.9207	0.9222	0.9236	0.9251	0.9265	0.9279	0.9292	0.9306	0.9319
1.5	0.9332	0.9345	0.9357	0.9370	0.9382	0.9394	0.9406	0.9418	0.9429	0.9441
1.6	0.9452	0.9463	0.9474	0.9484	0.9495	0.9505	0.9515	0.9525	0.9535	0.9545
1.7	0.9554	0.9564	0.9573	0.9582	0.9591	0.9599	0.9608	0.9616	0.9625	0.9633
1.8	0.9641	0.9649	0.9656	0.9664	0.9671	0.9678	0.9686	0.9693	0.9699	0.9706
1.9	0.9713	0.9719	0.9726	0.9732	0.9738	0.9744	0.9750	0.9756	0.9761	0.9767
2.0	0.9773	0.9778	0.9783	0.9788	0.9793	0.9798	0.9803	0.9808	0.9812	0.9817
2.1	0.9821	0.9826	0.9830	0.9834	0.9838	0.9842	0.9846	0.9850	0.9854	0.9857
2.2	0.9861	0.9865	0.9868	0.9871	0.9874	0.9878	0.9881	0.9884	0.9887	0.9890
2.3	0.9893	0.9896	0.9898	0.9901	0.9904	0.9906	0.9909	0.9911	0.9913	0.9916
2.4	0.9918	0.9920	0.9922	0.9924	0.9927	0.9929	0.9931	0.9932	0.9934	0.9936
2.5	0.9938	0.9940	0.9941	0.9943	0.9945	0.9946	0.9948	0.9949	0.9951	0.9952
2.6	0.9953	0.9955	0.9956	0.9957	0.9959	0.9960	0.9961	0.9962	0.9963	0.9964
2.7	0.9965	0.9966	0.9967	0.9968	0.9969	0.9970	0.9971	0.9972	0.9973	0.9974
2.8	0.9974	0.9975	0.9976	0.9977	0.9977	0.9978	0.9979	0.9980	0.9980	0.9981
2.9	0.9981	0.9982	0.9982	0.9983	0.9984	0.9984	0.9985	0.9985	0.9986	0.9986



## CDF Calculation of the **Normal**

- The CDF of a normal random variable  $X$  with mean  $\mu$  and variance  $\sigma^2$  is obtained using the standard normal table as

$$\mathbf{P}(X \leq x) = \mathbf{P}\left(\frac{X - \mu}{\sigma} \leq \frac{x - \mu}{\sigma}\right) = \mathbf{P}\left(Y \leq \frac{x - \mu}{\sigma}\right) = \Phi\left(\frac{x - \mu}{\sigma}\right)$$

## An Illustrative Example

- **Example 3. 7. Using the Normal Table.** The annual snowfall at a particular geographic location is modeled as a normal random variable with a mean of  $\mu = 60$  inches, and a standard deviation of  $\sigma = 20$  . What is the probability that this year's snowfall will be at least 80 inches?

$$\begin{aligned}\mathbf{P}(X \geq 80) &= 1 - \mathbf{P}(X \leq 80) \\ &= 1 - \mathbf{P}\left(Y \leq \frac{80 - 60}{20}\right) \\ &= 1 - \Phi(1) \\ &= 1 - 0.8413 \\ &= 0.1587\end{aligned}$$

# Relation between the **Geometric** and **Exponential** (1/2)

- The CDF of the geometric

$$F_{\text{geo}}(n) = \sum_{k=1}^n (1-p)^{k-1} p = p \frac{1 - (1-p)^n}{1 - (1-p)} = 1 - (1-p)^n$$

for  $n = 1, 2, \dots$

- The CDF of the exponential

$$F_{\text{exp}}(x) = \int_0^x \lambda e^{-\lambda x} dx = -e^{-\lambda x} \Big|_0^x = 1 - e^{-\lambda x}$$

for  $x > 0$

- Compare the above two CDFs and let

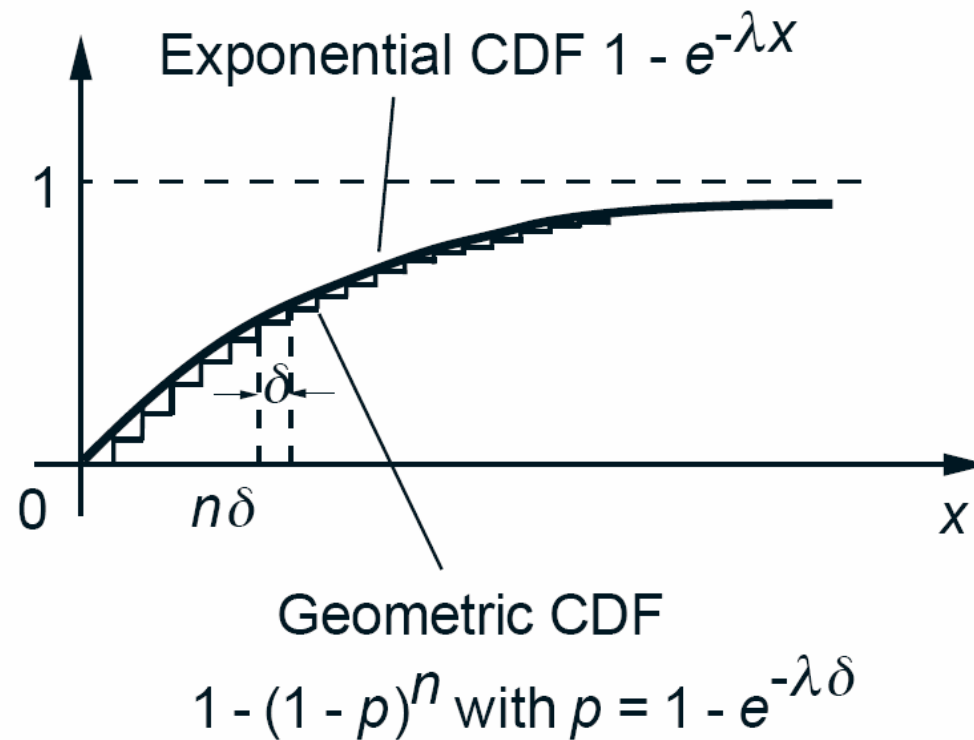
$$e^{-\lambda x} = (1-p)^n$$

$$\Rightarrow x = n \cdot \frac{-1}{\lambda} \ln(1-p) \quad \left( \text{let } \delta = \frac{-1}{\lambda} \ln(1-p) > 0 \right)$$

$$\Rightarrow x = n \cdot \delta \quad \left( \because 1-p = e^{-\lambda \delta} \right)$$

## Relation between the **Geometric** and **Exponential** (2/2)

$$\therefore F_{\text{exp}}(\delta n) = 1 - e^{-\lambda \delta n} = 1 - (1 - p)^n = F_{\text{geo}}(n)$$



# Recitation

- SECTION 3.1 Continuous Random Variables and PDFs
  - Problems 2, 3, 4
- SECTION 3.2 Cumulative Distribution Functions
  - Problems 6, 7, 8
- SECTION 3.3 Normal Random Variables
  - Problems 9, 10, 12

# Homework-3

- Chapter 2: Problems 15, 18, 21
- Chapter 3: Problems 2, 5

(Due 12/01)